

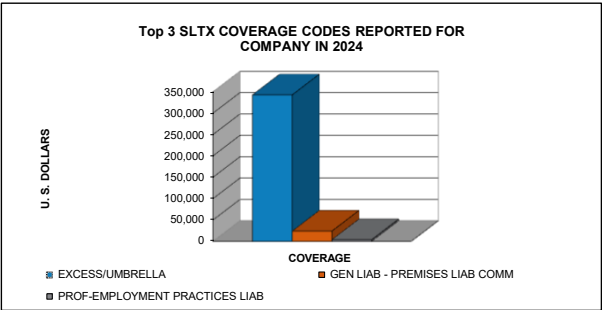
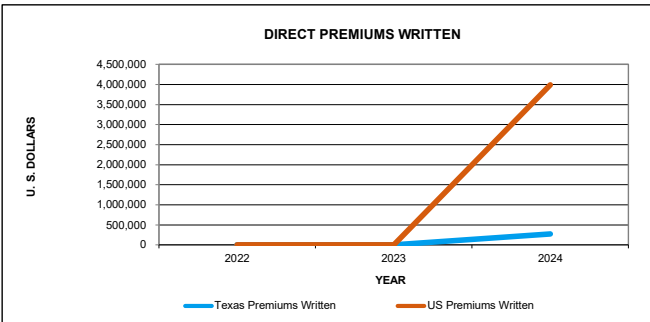
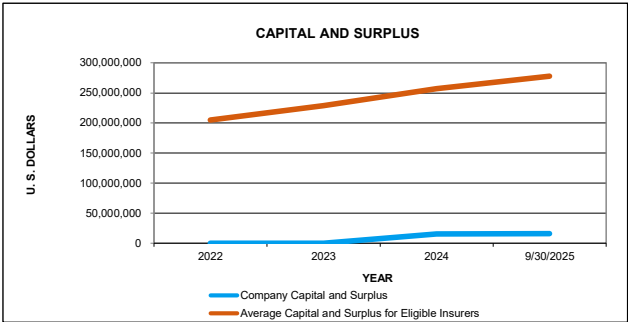
FCCI Specialty Insurance Company				Issue Date:	12/9/2025
Insurer #:	13766803	NAIC #:	17602	AMB #:	021857

U.S. Insurer - 2025 EVALUATION

Key Dates		Location		A.M. Best Rating		Group Information		
TDI Initial Date	31-Jul-24	Domicile	Delaware	A	Excellent	Insurance Group	FCCI Insurance Group	
Incorporation Date	16-Aug-22	Main Administrative Office			Jun-25	Parent Company	FCCI Mut Ins Holding Co	
Commenced Business	23-Feb-24					Parent Domicile	Florida	
		6300 University Pkwy						
		Sarasota, FL, US 34240						

	9/30/2025	2024	2023	2022
Capital & Surplus	16,260,000	15,793,000	0	0
Underwriting Gain (Loss)	(151,000)	(41,000)	0	0
Net Income After Tax	467,000	600,000	0	0
Cash Flow from Operations		760,000	0	0
Gross Premium		3,992,000	0	0
Net Premium	0	0	0	0
Direct Premium Total	14,976,000	3,991,000	0	0
Direct Premium in Texas (Schedule T)		275,000	0	0
% of Direct Premium in Texas		7%	0%	0%
Texas' Rank in writings (Schedule T)		3	-	-
SLTX Premium Processed		370,943	-	-
Rank among all Texas S/L Insurers		246	-	-
Combined Ratio		0%	0%	0%
IRIS Ratios Outside Usual Range		3	0	0

1- Gross Premium to Surplus	2- Net Premium to Surplus	3- Change in Net Premium Written (%)
25.00%	0.00%	0.00%
Usual Range: Less than 900%	Usual Range: Less than 300%	Usual Range: Between -33% and 33%
4- Surplus Aid Ratio	5- Two Year Operating Ratio	6- Investment Yield
0.00%	0.00%	10.20%
Usual Range: Less than 15%	Usual Range: Less than 100%	Usual Range: Between 2% and 5.5%
7- Gross Change in Surplus (%)	8- Net Change in Surplus (%)	9- Liabilities to Liquid Assets
999.00%	999.00%	2.00%
Usual Range: Between -10% and 50%	Usual Range: Between -10% and 25%	Usual Range: Less than 100%
10- Agents Balances to Surplus	11- One Year Development to Surplus	12- Two Year Development to Surplus
0.00%	0.00%	0.00%
Usual Range: Less than 40%	Usual Range: Less than 20%	Usual Range: Less than 20%
13- Current Estimated Reserve Deficiency		
0.00%		
Usual Range: Less than 25%		



2024 Texas Premiums by Line of Business (LOB)	
1 Other Liab (Occurrence)	\$ 239,000.00
	\$ -
	\$ -
	\$ -
	\$ -

2024 Texas Losses Incurred by Line of Business (LOB)	
1 Other Liab (Occurrence)	\$ 48,000.00